





## Spare parts : MAGIC HAMMER


Code	Part name	Photo	Additional information	Price
H1	main board	 A green printed circuit board (PCB) with various electronic components, including a central processor, capacitors, and a cooling fan mounted on the right side.		---
H2	display board	 A green PCB with several integrated circuits and components, primarily located in the lower half of the board.		---
H3	transformer 230V/12V	 A cylindrical metal transformer with a silver-colored top and bottom flange, and a central core. It has several colored wires (yellow, blue, red, white) connected to its terminals.		---
H4A	coin acceptor chip	 A small yellow PCB with a red connector strip at the bottom and several pins or components on the top.		---
H4B	bill acceptor chip			---

**H5** setup controler




---

**H6** LED module



---

**H7** ccredits display



---

**H8** small points display



---

**H9** large points display



---

**H10**

head light



---

**H11**

release mechanism



---

**H12**

solenoid



---

**H13**

optical sensor



---

**H14**

cylinder



---

**H15**

wires

---

**B7A** coin acceptor Azkoyen



---

**B12A** coin acceptor panel  
Azkoyen



---

**B7B** coin acceptor Comestero



---

**B12B** coin acceptor panel  
Comestero



---

**B8** bill acceptor NV10



---

**B10**

speaker



set of two in one machine

---

**B13**

mechanical counter



---

**B17**

power socket



---

**B18**

lock



set of 5 in one machine

---

**H16**

mallet



---

**H17**

metal plate



---

**H18** front box stickers set of 5 - - -

**H19** tower stickers set of 2 - - -

**H20** rubber base set of 8 in one machine - - -

